



# ENERG

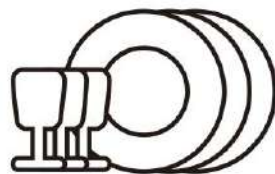


TEKA

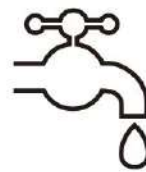
DFS 26610 WH




**92 kWh** /  100



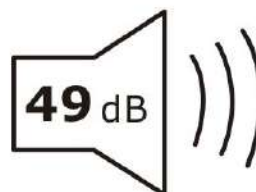
**12 x**



**11,0 L**



**3:50**



**49 dB**  
ABC**D**