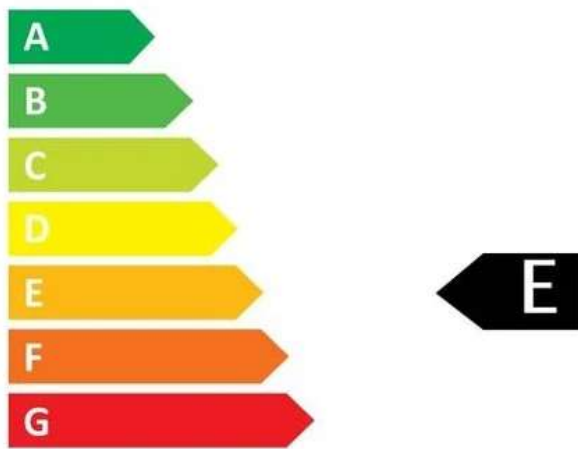




Candy


CSO 14105TE/1-5



90 kWh / 100



10,0 kg



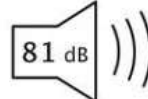
3:59



51 L



AB CDEFG



81 dB  
ABC D

2019/2014